

CO₂ Sensor Module for OEM Applications


Our CO₂ gas sensors get a small deviation unlike NDIR Single type. So they keep long term stability.

Excellent stability and accuracy
- through testing and calibration with sophisticated process and techniques

- Easy application to**
- Environment management system
 - Indoor ventilation system
 - Air conditioning system
 - Securing devices of combustors

→ NDIR type uses optical property to measuring CO₂ gas. We make up for a controller not to be affected by a shock and a wave(vibration).

But please consult with our engineers, if you use it under harsh environments (like construction sites).



KCD-AN 100x

◆ Technical Data

■ Measurement	Sensing Method	Dual Wavelength NDIR	
	Measuring range options	0~2,000ppm, 0~5,000ppm, 0~10,000ppm	
	Accuracy*	± (4%FS+3%Reading)	
	Response time (τ ₆₃)	< 40 sec	
	Measurement time interval	1.5 sec	
■ General	Warm up time	< 2 min	
	Storage temperature	-40~70 °C	
	Temperature dependence	0.2%FS/ °C	
	Weight	< 30g	
■ Operating Conditions	Temperature	0~50 °C	
	Humidity	0~95%RH (Non-condensing)	
■ Electrical	Power supply (rectified)	8 ~14VDC	
	Power consumption	70mA average	
	Analog outputs	0(1)~4VDC, PWM	
	Communication	UART(38,400bps)	
■ Dimensions	Length × Width × Height	82mm × 44.5mm × 18 mm	
	Holes	Diameter	Φ3.5mm
		Pitch	72mm±0.2mm

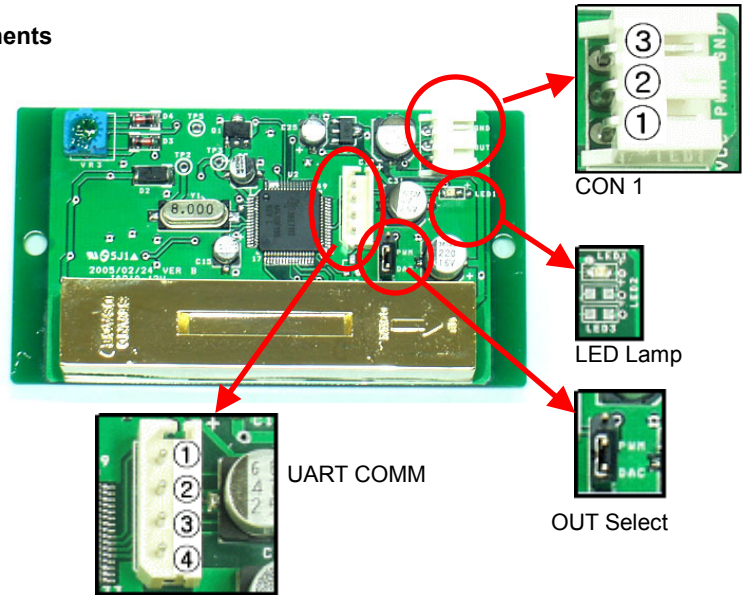
Contact us If you want to add technical functions or change specifications as you apply our CO₂ sensor to your product. Our engineers will support you.

* Under conditions of calibration facilities of production factory, @25 °C , intermediate value of detected ranges.
* Specifications and images may change without prior notice.

CO2 Sensor Module for OEM Applications

◆ Connectors

1. Components



2. Specifications

1) CON1

No.	Name	Descriptions
1	V _{DD}	Power input, +8V ~ +14VDC
2	V _{OUT}	Signal output (PWM or DC voltage)
3	GND	GND

* WAFER : Yeonho Elec. SMAW250-03G

2) OUT Select

Jumper	Way	Descriptions
UP	PWM	Digital PWM signal output (Optional)
DOWN	DAC	Analog voltage output

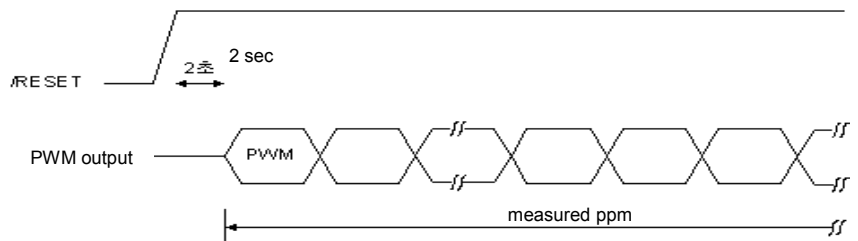
* @ PWM(Digital) : 47KΩ full up resistance is connected inside.

* @ DAC(Analog) : it outputs 0 ~ 4V (voltage output)

3) Warm up

It takes about 30 seconds to output detect signal after initial power supply(8~14V). But output signal during stability (first 2~3 minutes) may show incorrect values.

4) PWM Output

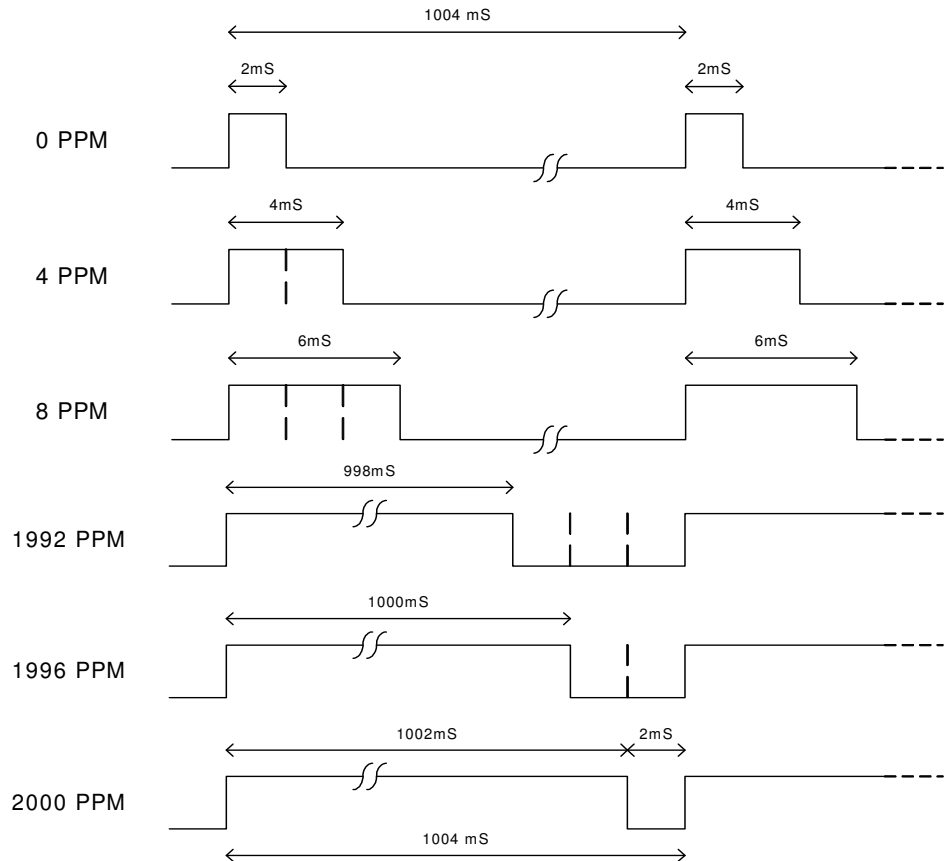


CO2 Sensor Module for OEM Applications

5) Data update period
New data update every 1.5 sec - Infrared source lamp blinking interval

- 6) Digital Output (@ PWM)
- PWM interval: 1004 mS
 - Positive duty: (PPM / 2) + 2mS

Ex) Output signals when measuring range is set 2,000ppm



3. LED lamp signal

Lamp	Indicator	Function
LED 1	Operating	Infrared lamp ON for collecting sensor's signal
LED 2	-	Not used
LED 3	-	Not used

4. UART Series Communication

1) Communication connectors

PIN No.	Name	Descriptions
1	DTR	FACTORY RESERVED
2	RST	FACTORY RESERVED
3	TXD	TRANSMIT DATA
4	RXD	RECEIVE DATA

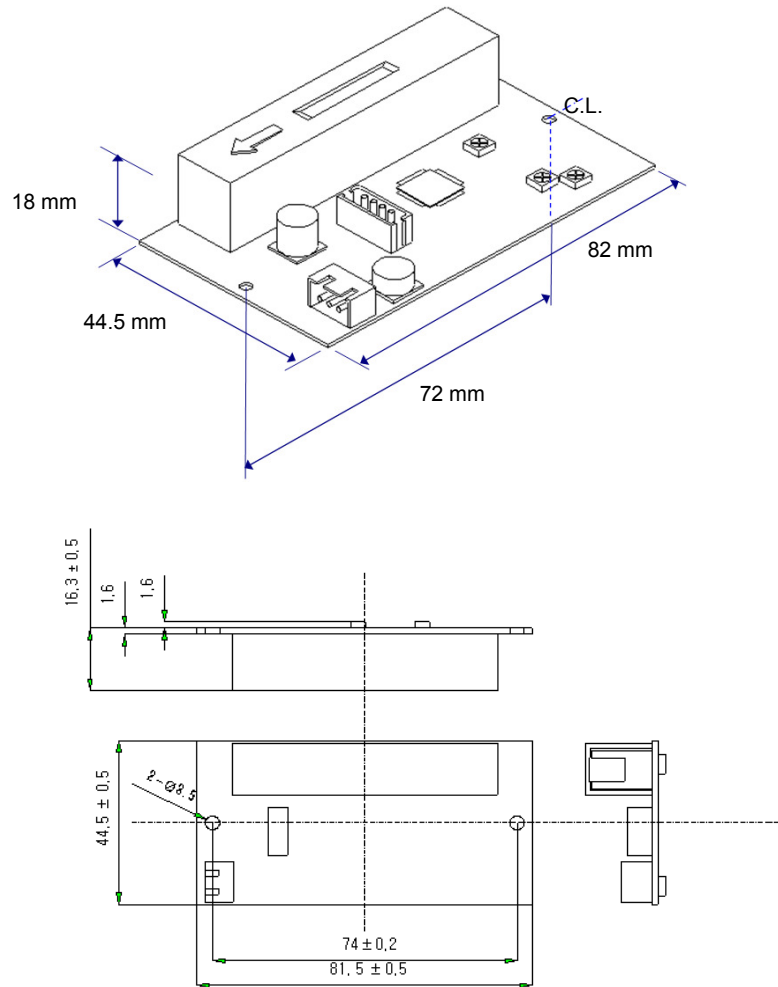
* WAFER : Yeonho Elec. YMW025-04R or Molex 5267-03

2) Communication Mode : ASYNC

(UART : Universal Asynchronous Receiver Transmitter)

CO2 Sensor Module for OEM Applications

◆ Dimensions



◆ Warranty and Instructions

1. Warranty

This item passed our strict quality control.

Korea Digital Co., Ltd guarantees that we repair or replace without charge this item within 1 year after sale except for damage or break by customer's mistakes.

2. Instructions

- 1) No impact : The characters of NDIR optical system may be changed by impacts. Never drop this sensor module and give it heavy impacts.
- 2) Don't use it where water drops and condensation can occur, too
Consult with us about technical details in advance.
- 3) Keep operating and storing conditions written above. If you do not, it may break down or have large errors.

CO₂ Sensor Module for OEM Applications

4) Don't use it without a case to block dust and other pollutants in case of using for a long time.

5) It is ideal to install the wave guide in right vertically from the directly in front of the sensor.

× Specifications and images may change without prior notice.

20100901